



May 2026

The Plane Scoop

A publication of the Central Valley Aviation Association

Sunny April Oceano skies.
Email us your photos to be
featured in upcoming issues!



IN THIS ISSUE

CVAA May Meeting
April Speaker Recap
Upcoming Events
AOPA Announcement
Beautify Fresno
Safety Corner
Birthdays & FCH DVD
FCH Pilot Information
About CVAA
About FCH
FCH PIN Code
Membership Form

Central Valley Aviation Association

CVAA was formed by Central California pilots in 1968 to support aviators who utilize Fresno Chandler Executive Airport. Join us monthly for an educational guest speaker, and make lifelong friendships with fellow local pilots and aviation enthusiasts.

May General Meeting

Join us at 9:00am on Saturday, May 2nd, 2026 at the Fresno County Sheriff's Air Squadron Hangar at FCH. See next page for details.

May General Meeting

Glider Awareness for Power Pilots

This is the time of year when everyone wants to fly. So, once again, powered aircraft and gliders will share the skies up and down California. Our presentation by Harold Gallagher will cover the essentials of how to know where and when to avoid the often hard-to-see gliders who could be at altitudes from 500 feet to 15,000 feet, and sometimes even higher. You'll enjoy the information that Harold presents and we look forward to seeing you there!



Need gate code access?

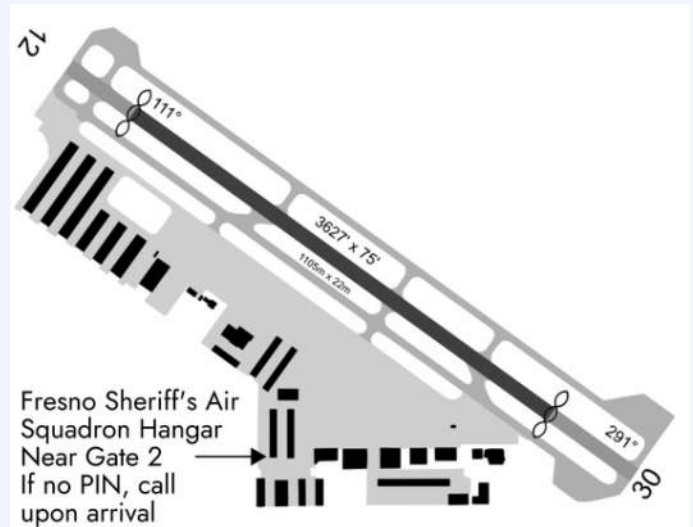
PIN code required for entry. Call Treasurer Nichole Kaninya at 559-824-3704 if you need access for the CVAA General Meeting

Where: FCSAS Hangar at FCH

When: Saturday, May 2nd, 2026

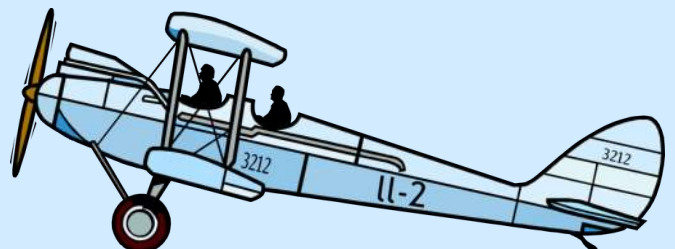
Time: 9:00am

Annual Dues: *If you have not paid your 2026 dues, please bring \$25 per person to renew your membership*



Aircraft of Historical Significance

All pilots with an “Aircraft of Historical Significance” who fly into Chandler Executive Airport to attend a CVAA meeting and display their aircraft are eligible for a signature for their property tax exemption.



Thank you to our April Speakers

Rubi & Carl Garrison Adventures in the Sky



CVAA Board of Directors Carl and Rubi Garrison shared how their flight school, Adventures in the Sky Aviation (AITS), supports student pilots at Chandler. Some of their many contributions are:

- **Growing FCH** by introducing new students into aviation, providing consistent aircraft operations like flight training and discovery flights, and increasing fuel sales for Chandler to thrive.
- **Solving the “pilot pipeline problem”** of a national shortage of pilots by training serious, long-term aviators.
- **Demonstrating community engagement** through discovery flights for first time flyers, youth outreach, and college partnerships.
- **AITS is unique.** They’re family-owned, reach various Central Valley communities, and make aviation accessible rather than exclusive.

If you missed their incredible KSEE24/CBS47 news spotlight, make sure to check it out. Thank you again to Carl & Rubi Garrison for an inspiring presentation, and for all they do for local student pilots and our community!

LEARN TO FLY!



SCAN ME

AITS Aviation

(559) 358-4789

www.aitsaviation.com

Email: info@aitsaviation.com



Upcoming Events

Clovis Rodeo Flyover

On Saturday, April 25th the Reedley College Flight Science Department will be flying formation over the opening ceremony of the 112th Clovis Rodeo. Make sure to look up!



FCH Quarterly Tenant Meeting

Friday, May 8, 2026, from 12pm-2pm in the FCH Terminal Lobby. The Airports Department invites all FCH Tenants to the Quarterly Tenant Meeting. If you would like to submit a question or topic for discussion on the agenda, please email FCHAirport@fresno.gov.

CVAA Spring Pilot's Clinic

Saturday, June 6, 2026 at 9am in the Fresno County Sheriff's Air Squadron Hangar. Topics to be announced. \$50 tax-deductible donation requested per person for the John Pugliese & Morris Garcia Memorial Scholarships, benefiting Reedley College Flight Science & AMT students. Attendees will earn FAA WINGS credit and are entitled to complimentary flight review (\$280 value).

Local Fly-In Opportunities

- May 3 - Chino Airport Wings, Tracks & Wheels
- May 3 - Chico Air Museum Aircraft Display Day
- May 8-10 - Columbia Gold Country Fly-In & Campout
- May 16 - Grass Valley Armed Forces Day and Fly-In
- May 16 - Oroville Airport Day Fly-In
- May 23 - Castle Air Museum Open Cockpit Day



Attention AOPA Members!

As you may know, the AOPA Board of Trustees is considering a set of governance updates designed to modernize the association, strengthen accountability, and reflect best practices.

Local pilot and CFII Doug Sisk will be attending the AOPA Annual Member Meeting in person on May 12 in Frederick, MD and would be happy to carry the proxy vote of any members who trust him to carry out their wishes.

To assign Doug as your proxy, send an email to memberservices@aopa.org and dfsisk@sti.net with the following text:

I [name] AOPA Member Number [number] hereby revoke any prior proxies and assign my proxy to Douglass Sisk, AOPA 00763033.



FCH Volunteer Recap

Beautify Fresno - The Greatest American Cleanup

Leticia Council and Nichole & Isaiah Kaninya enjoyed a cool spring morning on Saturday, April 18th helping to beautify the streets around Fresno Chandler Executive Airport alongside the City of Fresno Airports Department and other volunteers. It was a great opportunity to make a positive impact on the surrounding community while building relationships with aviation enthusiasts, the Airports Department, and Fresno Mayor Jerry Dyer.



BEAUTIFY
FRESNO

An affiliate of Keep America Beautiful



Aileron & Jim's Safety Corner

How do you get all the water out of the fuel tank?

Here are some essential tips for sumping and contamination prevention for pilots.

A low-time pilot once asked me, "I know we're supposed to check the fuel for contamination during the preflight inspection, but how do you make sure you get all the water contamination out of the fuel tank if you discover water?"

I said, "The best way to keep water from getting in the fuel tanks is to make sure the rubber gaskets on the fuel caps are in good condition, the caps on securely and this is very important if your aircraft is kept outside."

The sumping technique is important and it involves not only checking for water but other contaminants. An old-timer taught me the trick of gently jostling the aircraft at the beginning of the preflight inspection to get the fuel to move around so that any contaminant, such as water, moves to the lowest point of the tank where it will be, in theory, sumped out. Nudge the wings until you hear the fuel moving, give it about 10 minutes to settle, then sump.

Do this after you refuel as well; you never know what you might be getting out of the local airport fuel tank. Anytime there's even the slightest water contamination, continue to sump until you get at least three clean samples.

My young pilot friend did not say how many sump points there were on his aircraft, but for many years Piper and Cessna training aircraft had sump points under the wings and at least one on the belly (fuel strainer and the lowest point of the fuel system) often activated by a knob inside the engine or, in the case of the Cardinal, in the cockpit. When Cessna brought forth the R and S models of the C-172, they added additional sump points for a total of 13—five on each wing and three on the belly. **Do all of them.**



Aileron & Jim's Safety Corner

How do you get all the water out of the fuel tank?

Earlier, I mentioned other contaminants besides water. I watch on check rides applicants carefully check their fuel but really have no idea what they are looking for in that sample they have just taken. It's what they have been taught to do. I point out to my students and applicants there are a number of things to look for when taking that sample. So what should you look for?

- **First, color:** 100LL is blue and the new G100UL is yellow and when blend with the blue 100LL has a green tint.
- **Second, water:** Water will settle to the bottom of the fuel sampler since water is heavier. I'm amazed at how many pilots have never been shown what fuel samples look like with water contamination.
- **Third, sediment:** There can be all sorts of sediment found in fuel due to contaminated fuel tanks at the airport or deterioration within the aircraft fuel tank.
- **Fourth, jet fuel:** There are new aircraft today's, such as the Tecnam 2010 or some Diamond aircraft user jet fuel for their diesel engines. So smell the fuel, you will not miss the smell of jet fuel.

Note: If you are not sure if jet fuel is in your tanks and you can't smell it, place the fuel on a paper towel, Avgas will evaporate but jet fuel will leave an oily stain on the paper towel.

So next time you go flying, check that fuel carefully. Remember, Color, water, sediment and smell. Oh, don't dump the fuel on the ground if you can help it, I have a one gallon container I put my samples in. It cleans oil off the airplane or can fuel your gas tow tug.

One last point, should you put the fuel sample back into the aircraft fuel tank? My personal preference is once I sump the tank the fuel is contaminated and therefore does not go back into the tank. You decide. Just remember once airborne you can't pull over.

Fly often, fly safe, and check that fuel.

Aileron and Jim

Have a Question for Jim?

Email your question to
CVAA@centralvalleyaviation.org and Jim
will answer in an upcoming newsletter!

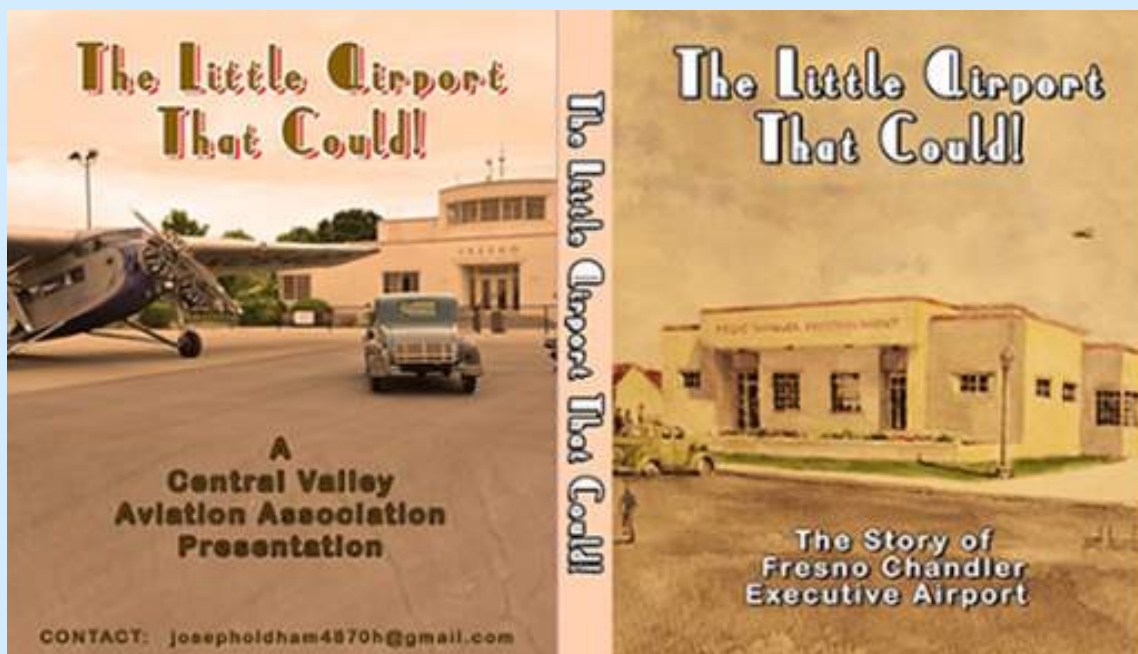
Happy Birthday!

5/02 - John Krikorian
5/03 - Chris Dillahunty
5/03 - Marjorie Jauron
5/11 - Lynn Krikorian
5/16 - Jim Shamp
5/19 - Arnie Schweer
5/21 - Rita Fairbourn
5/24 - John Kinsfather



The Little Airport That Could

For a donation of \$15, you can take home this great DVD at the next CVAA General Meeting!





Learn more about **CVAA**

Central Valley Aviation Association (CVAA)

CVAA was formed by Central California pilots in 1968 to support aviators who utilize Fresno Chandler Executive Airport.

Advocacy

CVAA is an official chapter of CalPilots; a community of pilots, airport supporters, and aviation enthusiasts working to protect and promote general aviation across California. Learn more at calpilots.org.

Networking

Join us monthly for an educational guest speaker and network with local pilots. CVAA also hosts two educational Pilot's Clinics per year, plans group fly-outs, and organizes an annual fly-in BBQ.

Membership

Proceeds go towards two \$500 John Pugliese & Morris Garcia Memorial Scholarships, benefiting Reedley College Flight Science & AMT students. This would not be possible without your support! Become a member today for only \$25 per year and encourage others to join. Benefits include educational events, advocacy, networking and more.


2026-2027 Board of Directors

President Isaiah Kaninya; Vice President Shawn McMinn;
Treasurer Nichole Kaninya; Secretary Leticia Council.
Directors Bob Crooks, Rubi Garrison, Carl Garrison

CVAA Newsletter - The Plane Scoop

Editor: Nichole Kaninya, CVAA@centralvalleyaviation.org

Contributor: Jim Shamp, Safety Corner, shampjs@sbcglobal.net



Fresno Chandler Executive Airport

510 West Kearney Blvd, Fresno, CA 93706

Following World War I, there were no real facilities for aviation in the Fresno area. As a result, husband and wife Wilber F. Chandler and Edna Maria Goble allowed pilots to take off and land in their fields once the crops were harvested. Chandler Field was officially dedicated for public use as an air field in November 1929, on a one hundred-acre site donated by the Chandlers.



Notable Events

In 1923, local fliers organized the "World's Greatest Aerial Circus" to raise funds for a new aviation field. The event included races, parachute jumps and dual wing walking, and was held at "Chandler Field" in the afternoon on Thanksgiving Day.

On March 23, 1930, Charles A. Lindbergh and his wife landed briefly at the airport and were greeted by a crowd of 20,000.

In 1938, the runway was expanded 4,000 feet as part of a WPA project. However, in 1947, commercial airlines announced the new airfield was too small for the new commercial aircraft. Therefore, Fresno Air Terminal east of the city became the new municipal airport.

Services

Engine/airframe repair, avionics repair, helicopter instruction, charter services, hangar rentals.

American Helicopters:

612 W. Kearney Blvd, Fresno, CA 93706

[\(559\) 233-4411](tel:5592334411)

Helicopter flight school, Helicopter Rentals, charter services

[American Helicopter Website](#)

Flight Line Cafe:

510 West Kearney Blvd. Fresno, CA

Open Daily 6:30 a.m. - 2:00 p.m.

Sunday 8:00 a.m. - 2:00 p.m.

D & D Aircraft Service:

918 West Chandler Avenue Fresno, CA 93706

[\(559\) 268-8516](tel:5592688516)

Pacific Coast Avionics

668 W Kearney Blvd, Fresno, CA 93706

[\(559\) 497-0957](tel:5594970957)

5706

r Rentals, charter

, CA 93706

5706



Chandler Airport Access - PIN Code

Attend at least three CVAA General Meetings per calendar year to qualify for a PIN code.


If you are unable to attend at least three CVAA General Meetings per year, you will be considered an inactive member and your PIN code will be discontinued.

You can still attend the General Meetings without a PIN code, but you will need to contact a Board Member to escort you onto the field.

How can CVAA members get a PIN Code?

Complete an in-person application at the City of Fresno Airports Department at 4995 E. Clinton Way, Fresno, CA 93727. Your PIN code will expire on your driver's license expiration date.

When entering FCH please make sure the gate closes behind you. Every vehicle must enter their own PIN code.





**Central Valley Aviation Association
Membership Application or Update**

Name: _____ Membership: Single _____ Family _____

Spouse's Name (If family membership): _____ (we encourage family membership)

Address:

Street _____, City _____, State: _____ Zip: _____

Telephone:

Home: _____, Work: _____, Cellular: _____

Email address: _____ (Print carefully)

I would like to receive the Plane Scoop via e-mail: Yes _____, No _____

Airplane (you usually fly):

Type: _____, N number: _____, Colors): _____

Date of birth (just the month and day—not the year):

Primary member: _____, Spouse: _____.

How many years have you been a member of CVAA? _____ (estimates are OK)

CVAA Service:

Please list any offices or committee positions in which you are interested in serving:

Please list any talent or skills you have that you would be willing to use to serve CVAA:

This information will be printed in our Club roster and distributed to members only. Please omit any information you do not want to appear in the Club roster.

Please email your completed membership form to CVAA@centralvalleyaviation.org or hand it in at an upcoming General Meeting. Dues are \$25 per adult member (free for anyone 18 years or younger), payable by cash or check at any General Meeting. A schedule of upcoming meetings can be found in our monthly newsletter, The Plane Scoop, available at centralvalleyaviation.org.

Thank you for your interest in the Central Valley Aviation Association!

Comments or suggestions: